

Key Facts

Fredericksburg, VA
Drive time of 5 minutes

KEY FACTS

13,367

Population



2.2

Average Household Size

35.0

Median Age

\$83,883

Median Household Income

EDUCATION

6%

No High School Diploma



23%

High School Graduate



22%

Some College



48%

Bachelor's/Grad/Pr of Degree

BUSINESS



1,186

Total Businesses



15,269

Total Employees

EMPLOYMENT



72.9%

White Collar



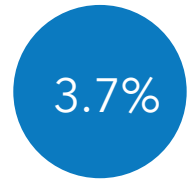
11.1%

Blue Collar



Services

16.0%



Unemployment Rate

INCOME



\$83,883

Median Household Income



\$48,478

Per Capita Income



\$121,865

Median Net Worth

Households By Income

The largest group: \$100,000 - \$149,999 (17.3%)

The smallest group: \$15,000 - \$24,999 (5.4%)

Indicator ▲	Value	Diff		
<\$15,000	8.2%	0		
\$15,000 - \$24,999	5.4%	-0.7%	<div style="width: 100%;"></div>	
\$25,000 - \$34,999	5.9%	-1.5%	<div style="width: 100%;"></div>	
\$35,000 - \$49,999	10.8%	+0.4%	<div style="width: 100%;"></div>	
\$50,000 - \$74,999	14.4%	-1.6%	<div style="width: 100%;"></div>	
\$75,000 - \$99,999	12.8%	-1.7%	<div style="width: 100%;"></div>	
\$100,000 - \$149,999	17.3%	+2.2%	<div style="width: 100%;"></div>	
\$150,000 - \$199,999	11.3%	+1.5%	<div style="width: 100%;"></div>	
\$200,000+	13.9%	+1.4%	<div style="width: 100%;"></div>	

Bars show deviation from Fredericksburg city

Key Facts

Fredericksburg, VA
Drive time of 10 minutes

KEY FACTS

60,917

Population



2.6

Average Household Size

36.0

Median Age

\$88,469

Median Household Income

EDUCATION

7%

No High School Diploma



25%

High School Graduate



25%

Some College



43%

Bachelor's/Grad/Pr of Degree

BUSINESS



3,231

Total Businesses



39,612

Total Employees

EMPLOYMENT



69.8%

White Collar



13.2%

Blue Collar



16.9%

Services

3.5%

Unemployment Rate

INCOME



\$88,469

Median Household Income



\$45,677

Per Capita Income



\$173,395

Median Net Worth

Households By Income

The largest group: \$100,000 - \$149,999 (17.1%)

The smallest group: \$15,000 - \$24,999 (4.7%)

Indicator ▲	Value	Diff	
<\$15,000	6.4%	-1.8%	<div style="width: 6.4%;"></div>
\$15,000 - \$24,999	4.7%	-1.4%	<div style="width: 4.7%;"></div>
\$25,000 - \$34,999	6.3%	-1.1%	<div style="width: 6.3%;"></div>
\$35,000 - \$49,999	8.9%	-1.5%	<div style="width: 8.9%;"></div>
\$50,000 - \$74,999	15.3%	-0.7%	<div style="width: 15.3%;"></div>
\$75,000 - \$99,999	13.8%	-0.7%	<div style="width: 13.8%;"></div>
\$100,000 - \$149,999	17.1%	+2.0%	<div style="width: 17.1%;"></div>
\$150,000 - \$199,999	14.2%	+4.4%	<div style="width: 14.2%;"></div>
\$200,000+	13.2%	+0.7%	<div style="width: 13.2%;"></div>

Bars show deviation from Fredericksburg city

Key Facts

Fredericksburg, VA
Drive time of 25 minutes

KEY FACTS

277,152

Population



Average Household Size

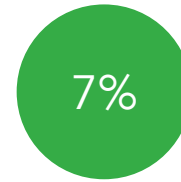


Median Age

\$102,633

Median Household Income

EDUCATION



No High School Diploma



24%

High School Graduate



28%

Some College



40%

Bachelor's/Grad/Pr of Degree

BUSINESS



8,869

Total Businesses



112,009

Total Employees

EMPLOYMENT



68.8%

White Collar



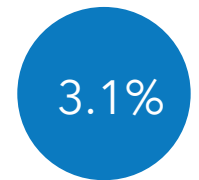
15.7%

Blue Collar



15.5%

Services



Unemployment Rate

INCOME



\$102,633

Median Household Income



\$45,729

Per Capita Income



\$258,047

Median Net Worth

Households By Income

The largest group: \$100,000 - \$149,999 (21.5%)

The smallest group: \$15,000 - \$24,999 (3.5%)

Indicator ▲	Value	Diff	
<\$15,000	4.4%	-3.8%	
\$15,000 - \$24,999	3.5%	-2.6%	
\$25,000 - \$34,999	4.5%	-2.9%	
\$35,000 - \$49,999	8.7%	-1.7%	
\$50,000 - \$74,999	13.4%	-2.6%	
\$75,000 - \$99,999	13.8%	-0.7%	
\$100,000 - \$149,999	21.5%	+6.4%	
\$150,000 - \$199,999	15.9%	+6.1%	
\$200,000+	14.3%	+1.8%	

Bars show deviation from Fredericksburg city